

# **ROCKON ENTERPRISES LIMITED**

(Formerly Rockon Fintech Limited)

CIN: L65923MH1976PLC019072

Regd Off:  
E-109, Crystal Plaza,  
New Link Road, Opp. Infinity Mall,  
Andheri (W), Mumbai - 400053  
Tel.: (022) - 61522222, 61522235  
Fax: (022) - 61522234  
Email: rockonfintech123@gmail.com  
Web-site: www.rockonfintech.com

Date: 11/11/2016

To,  
The Bombay Stock Exchange Ltd  
Corporate Relationship Dept,  
1<sup>st</sup> Floor, New Trading Ring,  
Rotunda Building, P. J. Towers,  
Dalal Street, Fort, Mumbai – 400 001

**BSE Scrip Code: 531447**

**Sub: Outcome of Board Meeting**

Dear Sir,

This is to inform that 07/2016-17 Meeting of the Board of Directors of the Company held on 11<sup>th</sup> November 2016, Friday, at the Registered Office of the Company at E-109, Crystal Plaza, New Link Road, Andheri (West), Mumbai – 400053 at started at 12.00 p.m. and concluded at 3.50 p.m. The Board of Directors considered and approved the following:

1. Standalone Unaudited Financial Results for the Quarter and Half year ended 30<sup>th</sup> September, 2016 along with Limited Review Report on the same.
2. The Board took note on re-constitution the Committees.
3. The Board took the note on Compliance done under LODR, Regulation 2015 for the quarter ended 30.09.2016.
4. The Board took the note minutes of the previous meetings of Board and committees held prior the date of today's meeting.
5. To call postal ballot for seeking the approval of the members to increase the power of board with respect to granting loans, making investment, providing guarantee and securities, etc up to Rs.75 Crores, pursuant to section 186 of the Companies Act, 2013.
6. Appointed Mr. Pravin Chandak (M. No. 049391) as the scrutinizer for conducting postal ballot process in fair and transparent manner.
7. Authorized Mrs. Tanu Giriraj Agarwal, Whole Time Director to be responsible for the entire postal ballot process.
8. Fixed the calendar of events for the proposed postal ballot as follows

# ROCKON ENTERPRISES LIMITED

(Formerly Rockon Fintech Limited)

CIN: L65923MH1976PLC019072

Regd Off:  
E-109, Crystal Plaza,  
New Link Road, Opp. Infinity Mall,  
Andheri (W), Mumbai - 400053  
Tel.: (022) - 61522222, 61522235  
Fax: (022) - 61522234  
Email: rockonfintech123@gmail.com  
Web-site: www.rockonfintech.com



## CALENDAR OF EVENTS

Name of Depository: National Securities Depository (India) Limited (NSDL)

Sr. No.	Particulars	Date
1.	Date on which consent given by the scrutinizer to act as scrutinizer	Thursday, 10/11/2016
2.	Date of Board resolution authorizing one of the functional directors to be responsible for the entire poll process.	Thursday, 10/11/2016
3.	Date of appointment of scrutinizer	Thursday, 10/11/2016
4.	Cutoff date for ascertaining the list of shareholders, whom notice of postal ballot will be sent and also reckoning voting rights.	Friday, 18/11/2016
5.	Last Date of completion of dispatch of E-notice of Meeting in which the business will be transacted.	Friday, 25/11/2016
6.	Last date of Newspaper publication for E-Voting and AGM notice dispatch	Saturday, 26/11/2016
7.	Dates of voting period	Start date: 26/11/2016 Start time: 9.00 A.M. End Date: 25/12/2016 End Time: 5.00P.M
8.	Last date of receiving postal ballot papers by scrutinizer	Sunday, 25/12/2016
9.	Submission of the Report by the Scrutinizer	On or before Tuesday, 27/12/2016
10.	Date of declaration of the result by the Chairman	On or before Tuesday, 27/12/2016
11.	Date of handing over the E-voting register and other related papers to the Chairman.	On or before Monday, 29/12/2016

Kindly acknowledge the Receipt.  
Thanking You

Yours Faithfully  
For Rockon Enterprises Limited



Tanu Agarwal  
[Whole Time Director]

General information about company	
Scrip code	531447
Name of company	Rockon Enterprises Limited
Result Type	Main Format
Class of security	Equity
Date of start of financial year	01-04-2016
Date of end of financial year	31-03-2017
Date of board meeting when results were approved	11-11-2016
Date on which prior intimation of the meeting for considering financial results was informed to the exchange	26-10-2016
Description of presentation currency	INR
Level of rounding used in financial results	Lakhs
Reporting Quarter	Half yearly
Nature of report standalone or consolidated	Standalone
Whether results are audited or unaudited	Unaudited
Segment Reporting	Multi segment
Description of single segment	

For ROCKON ENTERPRISES LIMITED



file://Z:\ROCKON FINTECH LTD\Results\2016-17\September 2016\Rockon Report 30.0... 11-Nov-16  
Director / Authorised Signatory

Quarterly & Half Yearly Financial Result by Companies Other than Banks							
Particulars		3 months ended (dd-mm-yyyy)	Previous 3 months ended (dd-mm-yyyy)	Corresponding 3 months ended in the previous year (dd-mm-yyyy)	Year to date figures for current period ended (dd-mm-yyyy)	Year to date figures for previous period ended (dd-mm-yyyy)	Previous accounting year ended (dd-mm-yyyy)
A	Date of start of reporting period	01-07-2016	01-04-2016	01-07-2015	01-04-2016	01-04-2015	01-04-2015
B	Date of end of reporting period	30-09-2016	30-06-2016	30-09-2015	30-09-2016	30-09-2015	31-03-2016
C	Whether results are audited or unaudited	Unaudited	Unaudited	Unaudited	Unaudited	Unaudited	Audited
D	Nature of report standalone or consolidated	Standalone	Standalone	Standalone	Standalone	Standalone	Standalone
<b>Part I</b>							
1	<b>Revenue From Operations</b>						
	Net sales or Revenue from Operations	208.572	172.007	28	380.579	52	426.953
	Other operating revenues	61.133	0	0	61.133	0	0
	<b>Total Revenue from operations (net)</b>	<b>269.705</b>	<b>172.007</b>	<b>28</b>	<b>441.712</b>	<b>52</b>	<b>426.953</b>
2	<b>Expenses</b>						
(a)	Cost of materials consumed	0	0	0	0	0	0
(b)	Purchases of stock-in-trade	289.905	133.57	0	423.475	0	489.264
(c)	Changes in inventories of finished goods, work-in-progress and stock-in-trade	12.186	17.68	-1.49	29.866	-8.26	-44.408
(d)	Employee benefit expense	3.627	4.082	3.39	7.709	7.2	13.96
(e)	Depreciation and amortisation expense	0.069	0.068	0	0.137	0	0.023
(f)	<b>Other Expenses</b>						
1	Other Expenses	2.334	5.604	1.62	7.938	2.34	9.943
2	Listing Fees	0	0	0	0	2	0
	<b>Total other expenses</b>	<b>2.334</b>	<b>5.604</b>	<b>1.62</b>	<b>7.938</b>	<b>4.34</b>	<b>9.943</b>

For ROCKON ENTERPRISES LIMITED

Total expenses	308.121	161.004	3.52	469.125	3.28	468.782
----------------	---------	---------	------	---------	------	---------

For ROCKON ENTERPRISES LIMITED


file://Z:\ROCKON FINTECH LTD\Results\2016-17\September 2016\Rockon Report 2016-17-18-19-20-21-22-23-24-25-26-27-28-29-30-31-32-33-34-35-36-37-38-39-40-41-42-43-44-45-46-47-48-49-50-51-52-53-54-55-56-57-58-59-60-61-62-63-64-65-66-67-68-69-70-71-72-73-74-75-76-77-78-79-80-81-82-83-84-85-86-87-88-89-90-91-92-93-94-95-96-97-98-99-100-101-102-103-104-105-106-107-108-109-110-111-112-113-114-115-116-117-118-119-120-121-122-123-124-125-126-127-128-129-130-131-132-133-134-135-136-137-138-139-140-141-142-143-144-145-146-147-148-149-150-151-152-153-154-155-156-157-158-159-160-161-162-163-164-165-166-167-168-169-170-171-172-173-174-175-176-177-178-179-180-181-182-183-184-185-186-187-188-189-190-191-192-193-194-195-196-197-198-199-200-201-202-203-204-205-206-207-208-209-210-211-212-213-214-215-216-217-218-219-220-221-222-223-224-225-226-227-228-229-230-231-232-233-234-235-236-237-238-239-240-241-242-243-244-245-246-247-248-249-250-251-252-253-254-255-256-257-258-259-260-261-262-263-264-265-266-267-268-269-270-271-272-273-274-275-276-277-278-279-280-281-282-283-284-285-286-287-288-289-290-291-292-293-294-295-296-297-298-299-300-301-302-303-304-305-306-307-308-309-310-311-312-313-314-315-316-317-318-319-320-321-322-323-324-325-326-327-328-329-330-331-332-333-334-335-336-337-338-339-340-341-342-343-344-345-346-347-348-349-350-351-352-353-354-355-356-357-358-359-360-361-362-363-364-365-366-367-368-369-370-371-372-373-374-375-376-377-378-379-380-381-382-383-384-385-386-387-388-389-390-391-392-393-394-395-396-397-398-399-400-401-402-403-404-405-406-407-408-409-410-411-412-413-414-415-416-417-418-419-420-421-422-423-424-425-426-427-428-429-430-431-432-433-434-435-436-437-438-439-440-441-442-443-444-445-446-447-448-449-450-451-452-453-454-455-456-457-458-459-460-461-462-463-464-465-466-467-468-469-470-471-472-473-474-475-476-477-478-479-480-481-482-483-484-485-486-487-488-489-490-491-492-493-494-495-496-497-498-499-500-501-502-503-504-505-506-507-508-509-510-511-512-513-514-515-516-517-518-519-520-521-522-523-524-525-526-527-528-529-530-531-532-533-534-535-536-537-538-539-540-541-542-543-544-545-546-547-548-549-550-551-552-553-554-555-556-557-558-559-560-561-562-563-564-565-566-567-568-569-570-571-572-573-574-575-576-577-578-579-580-581-582-583-584-585-586-587-588-589-590-591-592-593-594-595-596-597-598-599-600-601-602-603-604-605-606-607-608-609-610-611-612-613-614-615-616-617-618-619-620-621-622-623-624-625-626-627-628-629-630-631-632-633-634-635-636-637-638-639-640-641-642-643-644-645-646-647-648-649-650-651-652-653-654-655-656-657-658-659-660-661-662-663-664-665-666-667-668-669-670-671-672-673-674-675-676-677-678-679-680-681-682-683-684-685-686-687-688-689-690-691-692-693-694-695-696-697-698-699-700-701-702-703-704-705-706-707-708-709-710-711-712-713-714-715-716-717-718-719-720-721-722-723-724-725-726-727-728-729-730-731-732-733-734-735-736-737-738-739-740-741-742-743-744-745-746-747-748-749-750-751-752-753-754-755-756-757-758-759-760-761-762-763-764-765-766-767-768-769-770-771-772-773-774-775-776-777-778-779-780-781-782-783-784-785-786-787-788-789-790-791-792-793-794-795-796-797-798-799-800-801-802-803-804-805-806-807-808-809-810-811-812-813-814-815-816-817-818-819-820-821-822-823-824-825-826-827-828-829-830-831-832-833-834-835-836-837-838-839-840-841-842-843-844-845-846-847-848-849-850-851-852-853-854-855-856-857-858-859-860-861-862-863-864-865-866-867-868-869-870-871-872-873-874-875-876-877-878-879-880-881-882-883-884-885-886-887-888-889-890-891-892-893-894-895-896-897-898-899-900-901-902-903-904-905-906-907-908-909-910-911-912-913-914-915-916-917-918-919-920-921-922-923-924-925-926-927-928-929-930-931-932-933-934-935-936-937-938-939-940-941-942-943-944-945-946-947-948-949-950-951-952-953-954-955-956-957-958-959-960-961-962-963-964-965-966-967-968-969-970-971-972-973-974-975-976-977-978-979-980-981-982-983-984-985-986-987-988-989-990-991-992-993-994-995-996-997-998-999-1000

*[Handwritten Signature]*  
Director / Authorised Signatory

Quarterly & Half Yearly Financial Result by Companies Other than Banks							
Particulars	3 months ended (dd-mm-yyyy)	Previous 3 months ended (dd-mm-yyyy)	Corresponding 3 months ended in the previous year (dd-mm-yyyy)	Year to date figures for current period ended (dd-mm-yyyy)	Year to date figures for previous period ended (dd-mm-yyyy)	Previous accounting year ended (dd-mm-yyyy)	
A	Date of start of reporting period	01-07-2016	01-04-2016	01-07-2015	01-04-2016	01-04-2015	01-04-2015
B	Date of end of reporting period	30-09-2016	30-06-2016	30-09-2015	30-09-2016	30-09-2015	31-03-2016
C	Whether results are audited or unaudited	Unaudited	Unaudited	Unaudited	Unaudited	Unaudited	Audited
D	Nature of report standalone or consolidated	Standalone	Standalone	Standalone	Standalone	Standalone	Standalone
<b>Part I</b>							
3	Profit (loss) from operations before other income, finance costs and exceptional items	-38.416	11.003	24.48	-27.413	48.72	-41.829
4	Other income	0.015	0.028	0.12	0.043	0.18	0.849
5	Profit (loss) from ordinary activities before finance costs and exceptional items	-38.401	11.031	24.6	-27.37	48.9	-40.98
6	Finance costs	0	0.001	0.04	0.001	0.05	0
7	Profit (loss) from ordinary activities after finance costs but before exceptional items	-38.401	11.03	24.56	-27.371	48.85	-40.98
8	Prior period items before tax	0	0	0	0	0	0
9	Exceptional items	0	0	0	0	0	0
10	Profit (loss) from ordinary activities before tax	-38.401	11.03	24.56	-27.371	48.85	-40.98
11	Tax Expense	0	0	1	0	6.08	4.207
12	Net profit (loss) from ordinary activities after tax	-38.401	11.03	23.56	-27.371	42.77	-45.187
13	Extraordinary items	0	0	0	0	0	0
14	Net Profit Loss for the period from continuing operations	-38.401	11.03	23.56	-27.371	42.77	-45.187
	Profit (loss) from						

For ROCKON ENTERPRISES LIMITED

15	discontinuing operations before tax	0	0	0	0	0	0
16	Tax expense of discontinuing operations	0	0	0	0	0	0
17	<b>Net profit (loss) from discontinuing operation after tax</b>	0	0	0	0	0	0
18	<b>Profit (loss) for period before minority interest</b>	-38.401	11.03	23.56	-27.371	42.77	-45.187
21	<b>Net Profit (loss) after taxes minority interest and share of profit (loss) of associates</b>	-38.401	11.03	23.56	-27.371	42.77	-45.187

For ROCKON ENTERPRISES LIMITED  
  
 Director / Authorised Signatory

Quarterly & Half Yearly Financial Result by Companies Other than Banks							
Particulars	3 months ended (dd-mm-yyyy)	Previous 3 months ended (dd-mm-yyyy)	Corresponding 3 months ended in the previous year (dd-mm-yyyy)	Year to date figures for current period ended (dd-mm-yyyy)	Year to date figures for previous period ended (dd-mm-yyyy)	Previous accounting year ended (dd-mm-yyyy)	
A	Date of start of reporting period	01-07-2016	01-04-2016	01-07-2015	01-04-2016	01-04-2015	01-04-2015
B	Date of end of reporting period	30-09-2016	30-06-2016	30-09-2015	30-09-2016	30-09-2015	31-03-2016
C	Whether results are audited or unaudited	Unaudited	Unaudited	Unaudited	Unaudited	Unaudited	Audited
D	Nature of report standalone or consolidated	Standalone	Standalone	Standalone	Standalone	Standalone	Standalone
<b>Part I</b>							
<b>22</b>	<b>Details of equity share capital</b>						
	Paid-up equity share capital	1651.77	1651.77	1651.77	1651.77	1651.77	1651.77
	Face value of equity share capital	10	10	10	10	10	10
<b>23</b>	<b>Details of debt securities</b>						
<b>24</b>	Reserves excluding revaluation reserve	0	0	0	0	0	-87.6
<b>26</b>	<b>Earnings per share</b>						
i	Earnings per share before extraordinary items						
	Basic earnings per share before extraordinary items	-0.232	0.067	0.14	-0.166	0.26	-0.274
	Diluted earnings per share before extraordinary items	-0.232	0.067	0.14	-0.166	0.26	-0.274
ii	<b>Earnings per share after extraordinary items</b>						
	Basic earnings per share after extraordinary items	-0.232	0.067	0.14	-0.166	0.26	-0.274
	Diluted earnings per share after extraordinary items	-0.232	0.067	0.14	0.166	0.26	-0.274

file:///Z:/ROCKON FINTECH LTD/Results/2016-17/September 2016/Rockon Report SEP 2016.pdf

For ROCKON ENTERPRISE LIMITED

Director / Authorised Signatory



30	Disclosure of notes on financial results	Textual Information(1)
----	--	------------------------

For ROCKON ENTERPRISES LIMITED


file:///Z:/ROCKON FINTECH LTD/Results/2016-17/September 2016/Rockon Report 30 Nov 11-Nov-16  
Director / Authorised Signatory

**Text Block**

Textual Information(1)

1. The above financial results for the quarter ended 30 September, 2016 have been reviewed by the Audit Committee and approved by the Board of Directors at its Meeting held on 11th November, 2016 and reviewed by Statutory Auditors.
2. The figure for the previous quarter/year have been re-grouped/ re-classified / re-stated wherever necessary.
3. Investor Complaint for the Quarter Ended 30/09/2016: Opening - 0, Received -0, Resolved - 0,Closing - 0.
4. This Result is available on our Website [www.rockonfintech.com](http://www.rockonfintech.com) and on the website of BSE i.e. [www.bseindia.com](http://www.bseindia.com)
5. The Company operates in two Business Segment i.e. Commodity Trading Business and Finance Business Activities. Business segment has been identified as separable primary segment in accordance with Accounting Standard 17 'Segment Reporting' as prescribed under Companies (Accounting Standards) Rules, 2006, taking into Account the organisational and internal reporting structure as well as evaluation of risk and return of this segments.
6. Provision for Taxation, if any, will be made at the end of the Financial Year and hence not provided on quarterly basis.

<b>Statement of Asset and Liabilities</b>		
Particulars	Half year ended (dd-mm-yyyy)	Previous year ended (dd-mm-yyyy)
Date of start of reporting period	01-04-2016	01-04-2015
Date of end of reporting period	30-09-2016	31-03-2016
Whether results are audited or unaudited	Unaudited	Audited
Nature of report standalone or consolidated	Standalone	Standalone
<b>Equity and liabilities</b>		
<b>1</b>	<b>Shareholders' funds</b>	
	Share capital	1651.769
	Reserves and surplus	-114.974
	Money received against share warrants	0
	<b>Total shareholders' funds</b>	<b>1536.795</b>
2	Share application money pending allotment	0
3	Deferred government grants	0
<b>5</b>	<b>Non-current liabilities</b>	
	Long-term borrowings	0
	Deferred tax liabilities (net)	0
	Foreign currency monetary item translation difference liability account	0
	Other long-term liabilities	0
	Long-term provisions	0
	<b>Total non-current liabilities</b>	<b>0</b>
<b>6</b>	<b>Current liabilities</b>	
	Short-term borrowings	3
	Trade payables	217.584
	Other current liabilities	0
	Short-term provisions	0
	<b>Total current liabilities</b>	<b>220.584</b>
	<b>Total equity and liabilities</b>	<b>1757.379</b>
	<b>Assets</b>	
<b>1</b>	<b>Non-current assets</b>	
(i)	<b>Fixed assets</b>	
	Tangible assets	0.691
	Producing properties	0.828

For ROCKON FINTECH SERVICES LIMITED  
  
 Dilana  
 Director / Authorised Signatory

Intangible assets	0	0
Preproducing properties		
Tangible assets capital work-in-progress		
Intangible assets under development or work-in-progress		
<b>Total fixed assets</b>	<b>0.691</b>	<b>0.828</b>

For ROCKON FINTECH LTD  
 Director / Authorised Signatory  
 ROCKON FINTECH LTD LIMITED  
 11-Nov-16

<b>Statement of Asset and Liabilities</b>		
Particulars	Half year ended (dd-mm-yyyy)	Previous year ended (dd-mm-yyyy)
Date of start of reporting period	01-04-2016	01-04-2015
Date of end of reporting period	30-09-2016	31-03-2016
Whether results are audited or unaudited	Unaudited	Audited
Nature of report standalone or consolidated	Standalone	Standalone
(ii) Non-current investments	4.255	4.255
(v) Deferred tax assets (net)	6.945	6.945
(vi) Foreign currency monetary item translation difference asset account		
(vii) Long-term loans and advances	0	0
(viii) Other non-current assets		
<b>Total non-current assets</b>	<b>11.891</b>	<b>12.028</b>
<b>Current assets</b>		
Current investments	0	0
Inventories	179.249	209.116
Trade receivables	185.724	0
Cash and bank balances	16.737	30.696
Short-term loans and advances	1340.09	1284.453
Other current assets	23.688	29.715
<b>Total current assets</b>	<b>1745.488</b>	<b>1553.98</b>
<b>Total assets</b>	<b>1757.379</b>	<b>1566.008</b>
<b>Disclosure of notes on assets and liabilities</b>		

For ROCKON ENTERPRISES LIMITED

file://Z:\ROCKON FINTECH LTD\Results\2016-17\September 2016\Rockon Report 30.09.11-Nov-16

Director / Authorised Signatory

**Format for Reporting Segment wise Revenue, Results and Capital Employed along with the company results**

Particulars	3 months ended (dd-mm-yyyy)	Previous 3 months ended (dd-mm-yyyy)	Corresponding 3 months ended in the previous year (dd-mm-yyyy)	Year to date figures for current period ended (dd-mm-yyyy)	Year to date figures for previous period ended (dd-mm-yyyy)	Previous accounting year ended (dd-mm-yyyy)
Date of start of reporting period	01-07-2016	01-04-2016	01-07-2015	01-04-2016	01-04-2015	01-04-2015
Date of end of reporting period	30-09-2016	30-06-2016	30-09-2015	30-09-2016	30-09-2015	31-03-2016
Whether accounts are audited or unaudited	Unaudited	Unaudited	Unaudited	Unaudited	Unaudited	Audited
Nature of report standalone or consolidated	Standalone	Standalone	Standalone	Standalone	Standalone	Standalone
<b>1 Segment Revenue (Income)</b>	<b>(net sale/income from each segment should be disclosed)</b>					
1 Commodity Trading Business	240.274	112.47	0	352.744	0	314.874
2 Finance Business	29.431	59.537	28	88.968	52	112.079
3 Other operation Business	0	0	0	0	0	0
<b>Total Segment Revenue</b>	<b>269.705</b>	<b>172.007</b>	<b>28</b>	<b>441.712</b>	<b>52</b>	<b>426.953</b>
<b>Less: Inter segment revenue</b>						
<b>Revenue from Operations</b>	<b>269.705</b>	<b>172.007</b>	<b>28</b>	<b>441.712</b>	<b>52</b>	<b>426.953</b>
<b>2 Segment Result</b>	<b>Profit (+) / Loss (-) before tax and interest from each segment</b>					
1 Commodity Trading Business	-49.631	-0.35	0	-49.981	0	-51.066
2 Finance Business	17.245	21.107	28	38.352	58.77	31.866
3 Other operation Business	0	0	0	0	0	0.862
<b>Total Profit before tax</b>	<b>-32.386</b>	<b>20.757</b>	<b>28</b>	<b>-11.629</b>	<b>58.77</b>	<b>-18.338</b>
<b>i. Finance cost</b>						
<b>ii. Other Unallocable Expenditure net off Unallocable income</b>	<b>6.015</b>	<b>9.727</b>	<b>3.44</b>	<b>15.742</b>	<b>9.92</b>	<b>22.642</b>
<b>Profit before tax</b>	<b>-38.401</b>	<b>11.03</b>	<b>24.56</b>	<b>-27.371</b>	<b>48.85</b>	<b>-40.98</b>

#6r ROCKON ENTERPRISES LIMITED

file://Z:\ROCKON FINTECH LTD\Results\2016-17\September 2016\Rockon Report 30.0... 11-Nov-16

Director / Authorised Signatory

<b>3</b>	<b>Capital Employed</b>						
	<b>(Segment Asset - Segment Liabilities)</b>						
1	Commodity Trading Business	-30.35	0	32.43	-30.35	32.43	0
2	Finance Business	1567.145	1576.515	1619.69	1567.145	1619.69	1564.165
3	Other operation Business	0	0	0	0	0	0
	<b>Total Capital Employed</b>	1536.795	1576.515	1652.12	1536.795	1652.12	1564.165
	<b>Disclosure of notes on segments</b>						

For ROCKON ENTERPRISES LIMITED

file:///Z:/ROCKON FINTECH LTD/Results/2016-17/September 2016/Rockon Report 30.0... 11 Nov-16

Director / Authorised Signatory